

The Awesomely Amazing WHIZZ POP BANG! Science club

Teacher-led activity



You will need:


- A ball

What you do:

1. Get the pupils to:

- Drop a ball on the ground and kick it. Which foot did you use?
- Wink, which eye stays open?
- Are you left or right-handed?

Scientists don't know why, but around 90% of people are right-handed, around 80% are right-footed and around 70% make more use of their right eye.



2. You could be right-handed but still rely more on your left eye. Hold your arms straight out in front of you and make a triangle-shaped space with your hands, as shown. With both eyes open, look through the triangle at an object. Slowly bring your hands towards your face while still looking at the object. When your hands reach your face, the triangle will be in front of your dominant eye.



Pupil activity

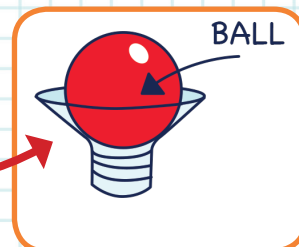
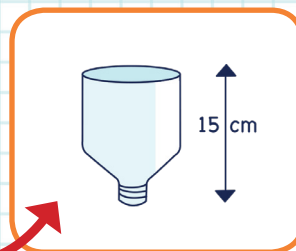
BERNOULLI BOTTLE

You will need:

- 500 ml plastic bottle
- Ruler
- Scissors
- Polystyrene or table tennis ball

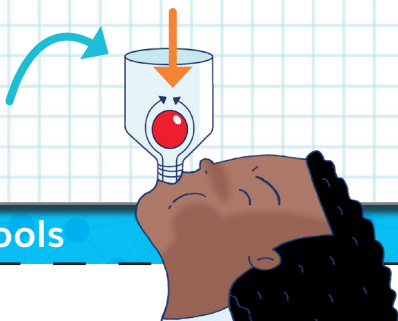
What you do:

1. Remove the bottle's lid. Ask an adult to cut the bottle as shown, removing any sharp bits of plastic.
2. Place the ball in the bottle.
3. Holding it upright, blow through the small opening to try to dislodge the ball from the bottle.
4. Ask an adult to cut the bottle down until at least half of the ball sits above the opening at the top.
5. Repeat step 3.



When the ball lifts slightly, fast air flows up around the bottom of the ball. This fast air has low pressure, due to the Bernoulli effect.

Higher air pressure above ball.



You should find:

You can't blow the ball out at step 3 but you can at step 5. The low air pressure underneath the ball sucks it back down, keeping it inside the bottle.